

# ITX Series

Thermal Ticket Desk/Countertop Printers

Solutions for Numerous Ticketing Applications



Model eITX  
Desktop Printer  
with Locked  
Internal Ticket  
Storage



Model pITX  
Countertop  
Ticket Printer  
(Vertical  
Mount)



Model  
uITX Table  
Top Ticket  
Printer



## The ITX Series Top of the Line Features:

- High resolution 203 or 300 dpi printing
- Fast print speed – up to 10 inches per second
- Long life cutter – 1.5 million cuts (typical) & 1.0 million cuts (min.)
- Field programmable firmware upgrades
- Modular Parallel, Serial & USB data interface plug-ins
- Small footprint – reduces counter space requirements
- External power module
- Status communication over the interface
- Tickets widths of 2", 3.25", and 2" to 4" adjustable

## Optimum Printing Solutions for Ticketing Systems

The **ITX Series**, based on Practical Automation's state-of-the-art **IT** technology platform, is an innovative series of direct thermal ticket printers. Incorporating a 32-Bit controller platform, a choice of print widths, and a heavy-duty stepper driven cutter, these new printers are designed for use where high quality, fast printing, and long life are required.

**Optimized to work from character-based operating systems (DOS, Unix, Linux, etc.) or from Windows® using a supplied WYSIWYG driver.**

The easy-to-use command language facilitates printing of several resident fonts and bar codes in several sizes anywhere on the ticket. Also, the command language is compatible with application software written for popular industry standards including Practical Automation's own ETX and LTX Series printers. The ITX Series delivers extensive status information over the interface. This status provides the host system with information such as, low paper, out of paper, ticket count, confirm ticket printed, error condition, etc.



**PRACTICAL AUTOMATION, INC.**


The Alinabal Group of Companies

[www.practicalautomation.com](http://www.practicalautomation.com)

# ITX Series

## Thermal Ticket Desk/Countertop Printers

### 203 or 300 dpi Versions



#### Applications Include:

- Movie theater admissions
- Leisure/Event entertainment
- Transportation ticketing
- Museums/performing arts centers
- Private & municipal stadiums
- Recreational facilities

#### Choose a printer to match your needs.

The ITX Series desk/countertop printers are available in four versions:

- **eITX** – A desktop style with a locked ticket storage compartment.
- **μITX** – Features a small footprint and an optional external ticket storage assembly.
- **pITX** – A vertically flush mounted countertop design.
- **kITX** – A kiosk mountable printer (request brochure for more details.)

All printers are available with either 203 or 300 dpi resolution. Additionally, the printers can be configured to use tickets ranging in size from two to four inches. Ticket stock is self loading.

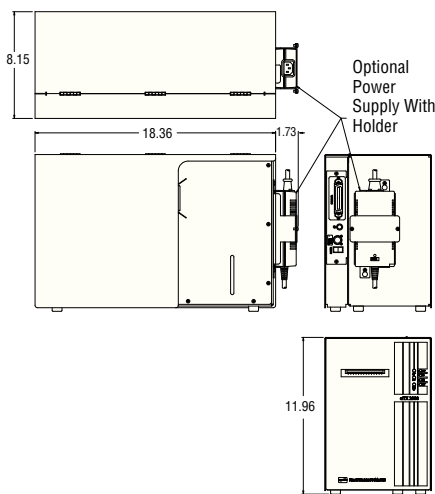
The standard printer contains firmware that emulates the most commonly used ticket programming language or a Windows® compatible firmware that emulates WYSIWYG function is also available.

Choices for ticket separation include manual tear, auto cutters with ticket retainers, and auto cutters with ticket ejectors. The data interface can be IEEE 1284 Parallel, RS-232C Serial or USB.

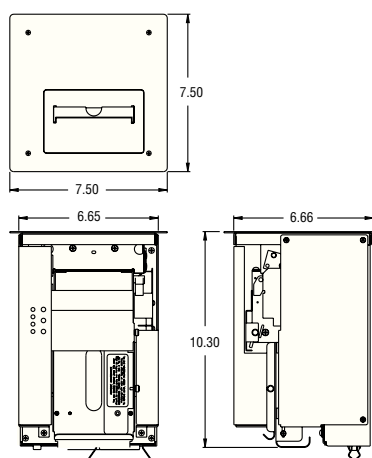
#### A Practical Ticket Storage Solution

For the μITX and pITX printers, the GTX-THLP-2 and -4 Ticket Storage Assemblies are designed to conveniently hold up to 2.75 and 4.5-inch fanfold tickets with packaging, respectively. Tickets are neatly stored in a stack and prevented from spilling over. A “low” ticket sensor is used to provide an indication when stored tickets are running low. Users can now anticipate a ticket outage before it actually happens. The Model eITX printer incorporates an internal, locked ticket storage assembly.

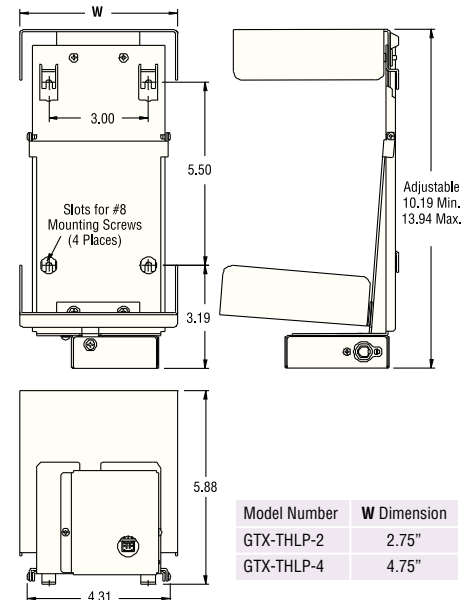
**Model eITX Table Top Ticket Printer (with locked internal ticket storage)**



**Model pITX Counter Top Ticket Printer (Vertical Flush Mount)**



**Ticket Storage Assembly (for use with μITX and pITX)**



# ITX Series

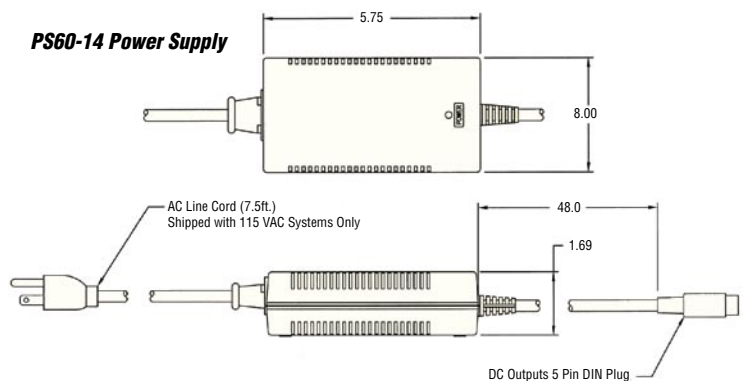
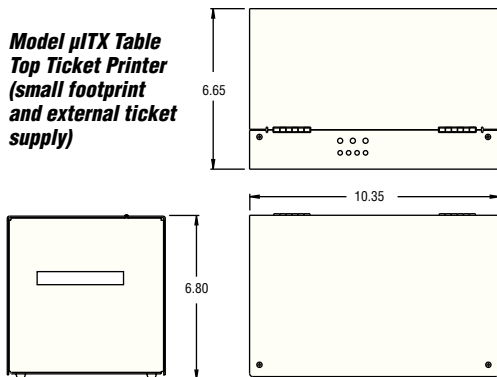
## Specifications

<b>Printing Method:</b>	Direct thermal
<b>Printhead:</b>	
Dot Density	203 DPI (8.0 dots/mm) ITX 2000 300 DPI (11.8 dots/mm) ITX 3000
Dot Cycle Life	50 x 10 <sup>6</sup> Dot Cycles (typical)
Abrasive Life	2 million inches (50 million mm) typical
Operation	Dot history controlled
Temperature	Thermistor Controlled
<b>Print Speed:</b>	
ITX 2000	10.0 in/sec Max. (254 mm/sec)
ITX 3000	8.0 in/sec Max. (203 mm/sec)
<b>Standard Resident Fonts:</b>	5x7, 5x9 (OCRA), 8x16, 13x20 (OCRB), 17x31 (OCRA), 17x31 (OCRB), 18x30 (Courier), 20x40 (Courier), 25x41 (Bold Prestige), 25x49 (Script), 30x52 (OCRB), 46x91 (Orator)
<b>Standard Resident Bar Codes:</b>	Code 39, Interleaved 2 of 5, EAN 13, EAN 8, UPC, USS-CODABAR, Code 128 B and C with optional human readable interpretation line
<b>Standard Graphics:</b>	Dot addressable graphics; box and line drawing commands; downloadable fonts and logos; PCX file support; PCX image rotation (0, 90, 180, 270 degrees) and multiplication
<b>Printer Firmware Options:</b>	
Standard	The characteristics noted on this data sheet refer to the standard firmware version. This firmware "emulates" the most commonly used Standard Ticket Programming Language.
Windows	The "G" version is available for ITX2000 and ITX3000 emulation in Windows® for WYSIWYG function. Printer firmware can be updated over the printer's Data Interface.
<b>Print Width:</b>	1.89" (48.0 mm) (384 dots) ITX 2002 3.15" (80.0 mm) (640 dots) ITX 2003 / ITX 2003A 1.92" (48.8 mm) (576 dots) ITX-3002

<b>Print Width:</b>	<i>(continued)</i> 3.20" (81.3 mm) (960 dots) ITX-3003 / ITX 3003A 3.86" (98.0 mm) (784 dots) ITX 2004A or AS 3.89" (98.8 mm) (1168 dots) ITX 3004A or AS
<b>Print Length:</b>	10.9" (276.9 mm) Max.
<b>Ticket Width:</b>	2.00" ±.015" (50.8 mm) ITX 2002/3002 3.25" ±.015" (82.6 mm) ITX 2003/3003 2.00" – 3.25" ± .015" (50.8 – 82.6 mm) ITX 2003A/3003A 2.00" – 4.00" ± .015" (50.8 – 101.6 mm) ITX 2004A or AS; 3004A or AS
<b>Ticket Length:</b>	2.0" (50.8 mm) Min.
<b>Paper Type:</b>	Thermal tag stock
<b>Paper Caliper:</b>	0.004"–0.0075" (0.1–0.19 mm) typical
<b>Paper Feed:</b>	Friction
<b>Data Interface (Plug-in Interface Options Modules):</b>	
Parallel	IEEE-1284 (bi-directional)
Serial	RS-232 (Busy and XON/OFF) to 57.6 K baud
USB	2.0 Full Speed Compliant
<b>Special Purpose I/O:</b>	8 pin mini Din connector for low paper and auxiliary power driver
<b>Interface Cable:</b>	IEEE-1284 A-B cable (DB25M/C36M) RS-232 Cable (DB9M/DB9F) USB A-B Cable (A/B)
<b>Cutter:</b>	
Life	1.5 million cuts (typical) & 1.0 million cuts (minimum)
Cut Cycle Time	300 ms max.
<b>Power Requirements:</b>	24 VDC, 60 W max average, provided by PS60-14 universal input power supply. 90-264 VAC, 47/63 Hz, 1.6 A max.


<b>Regulatory Compliance:</b>	
CE Mark	Compliant
Safety	UL 1950, 3rd Edition CSA C22.2 No. 950-95 CENELEC EN 60950: 1999
CB SCHEME	Compliant. Consult factory for countries listed.
EMI/EMC	FCC Part 15 Class A CENELEC EN 55024: 1998 EN 55022 Class B
<b>Environment:</b>	
Temperature	Operating: +5 to +40°C Storage: -5 to +65°C
Humidity	20-85% relative, non-condensing
<b>User Switches:</b>	Power On/Off Select (F0) Test (F1) Line Feed (F2) Form Feed (F3)
<b>Indicators:</b>	Power/Paper (green LED) Ready (green LED) Attention/Error (amber LED) Audio Beeper
<b>Ticket Delivery Options:</b>	
Desktop (µITX and eITX)	Cutter and ejector (the ticket is ejected after cutting.)
Countertop (pITX)	Cutter and retainer (the ticket is stacked and held after cutting.)
All Models:	Can be configured with a tearbar (no cutter installed.)
<b>Setup Parameters:</b>	All optional control features can be changed with a user-friendly switch panel entry.
<b>Printer Status:</b>	Printer status information such as low paper, out of paper, ticket count, unique electronic serial number and system errors are available to the host PC via IEEE-1284, USB or Serial RS-232 reverse channel communications.
<b>Download Memory:</b>	512 K Flash standard, expandable to 1.5 Megabyte (special order) for storage of user fonts and logos.
<b>Print Image Memory:</b>	1 or 1/2 Megabyte depending on configuration.
<b>Maintenance:</b>	Modular design for easy component replacement

All specifications subject to change without notice.



# ITX Series

**Ordering Information** The ITX Product Base Number includes printer with print mechanism and control electronics.



ITX 00 - -

Enclosure Type	Dot Resolution	Ticket Width	Firmware	Ticket Separation	Data Interface
e = Desktop (with locked internal ticket storage)	2 = 203 dpi 3 = 300 dpi	2 = 2.00" 3 = 3.25" 3A = 2.00" – 3.25" Adjustable 4A = 2.00" – 4.00" Adjustable (eITX is not available in a 4.00" width, at this time) 4AS = 2.00" – 4.00" Adjustable (eITX is not available in a 4.00" width, at this time) (3A, 4A – registration marks are located on bottom left side as viewed from the rear of the printer) Registration marks are compatible with the GTX3004A marks. (4AS – registration marks are located on bottom right side as viewed from the rear of the printer)	Blank = Standard Ticket Firmware (Emulates Standard Ticket Programming Language) G = Windows® (WYSIWYG) Compatible	C = Cutter (pITX = w/Ticket Retainer; μITX, eITX = w/Ticket Ejector) T = Tearbar (only for the pITX and the uITX)	Parallel = IEEE-1284 Parallel Interface Serial = Serial RS232Interface (Only supported with "Standard" Firmware) USB = USB 2.0 Full Speed Interface

**Example: pITX 3003-C-Parallel**

p = Countertop Enclosure (Vertical mount ticket printer)  
ITX = Printer Model Number  
300 dpi = Dot Resolution

3 = 3.25" Ticket Width  
Blank = Standard Ticket Firmware  
C = Cutter w/ Ticket Retainer  
Parallel = Parallel Interface

## Additional Accessories

### ITK Series Power Supply

**PS60-14** □

#### Line Cord

Blank = With US approved line cord  
E = No line cord for export applications



### μITX and pITX Ticket Storage Assembly

**GTX-THLP** □



#### Ticket Widths

2 = Holds up to 2.75" Width (Ticket & Packaging)  
4 = Holds up to 4.5" Width (Ticket & Packaging)  
(Low paper sensor and 6' auxiliary cable included with either size)

### Accessories

Description	Model Number
Parallel (IEEE 1284) Interface Cable	ATX-PC36
Serial (9 pin) Interface Cable	ITX-SC09
USB 2.0 A-B Cable	CUSB-206
ETX Adapter plate	ITX-APETX0
Power Supply Holder	PS60-H



**PRACTICAL AUTOMATION, INC.**

[www.practicalautomation.com](http://www.practicalautomation.com)

The Alinabal Group of Companies  
45 Woodmont Road, P.O. Box 3028, Milford, CT 06460 ▪ Phone: (203) 882-5640 ▪ FAX: (203) 882-5648

Printed in USA  
5M 4/04